



1515 Center Street  
Lansing, MI 48096  
(517) 318-3800  
support@EMSSurveyTeam.com  
www.EMSSurveyTeam.com

# Patient Experience Report

December 1, 2021 to December 31, 2021

Your Score

**100.00**

Your Patients in this Report

**2**

Total Patients in this Report

**6,928**

Total EMS Organizations

**188**





## Executive Summary

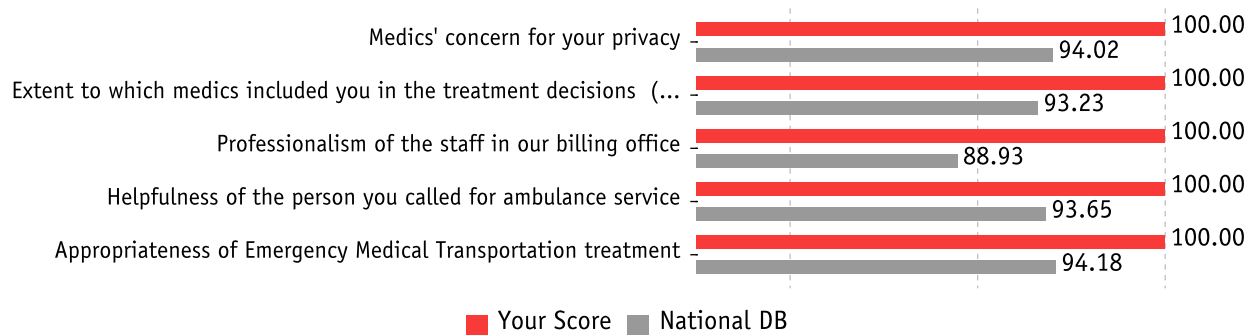
Your overall score for the time period selected is **100.00**. This is a difference of **3.73** from your previous period's score of **96.27**.

Your overall Top Box score, which represents the percentage of the highest possible rating Very Good, is **100.00%**.

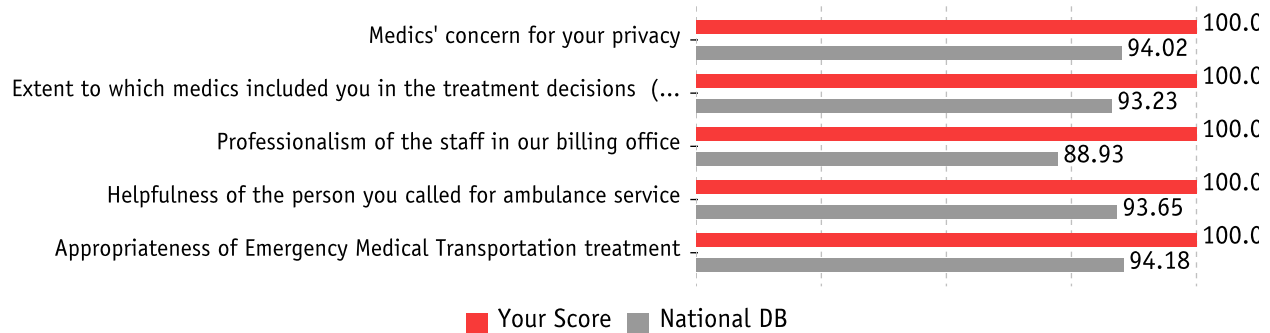
In addition, your rolling 12- month score of **91.98** is a difference of **-0.84** from the national database score of **92.82**.

When compared to all organizations in the national database, your score of **91.98** is ranked **67th** and **15th** for comparably sized organizations.

### 5 Highest Scores



### 5 Lowest Scores

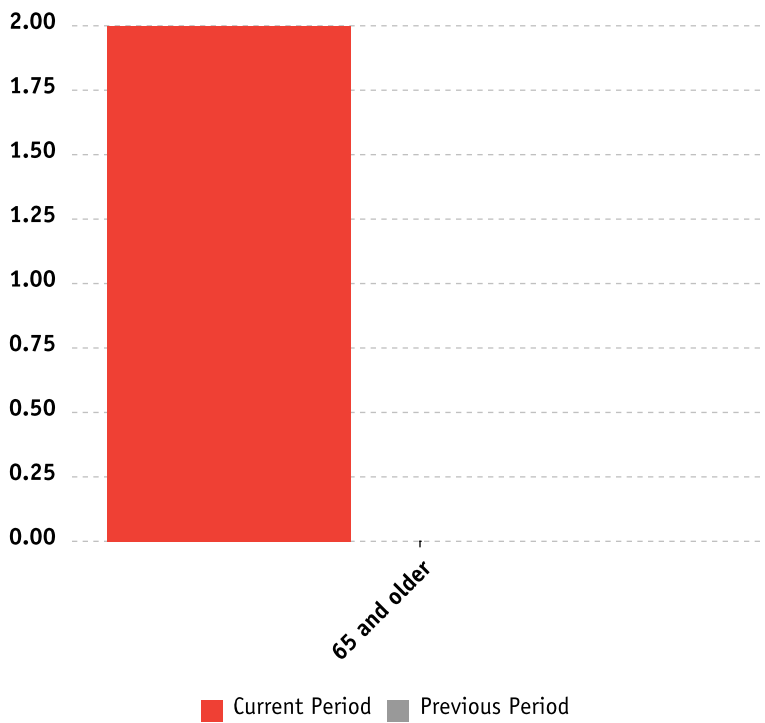




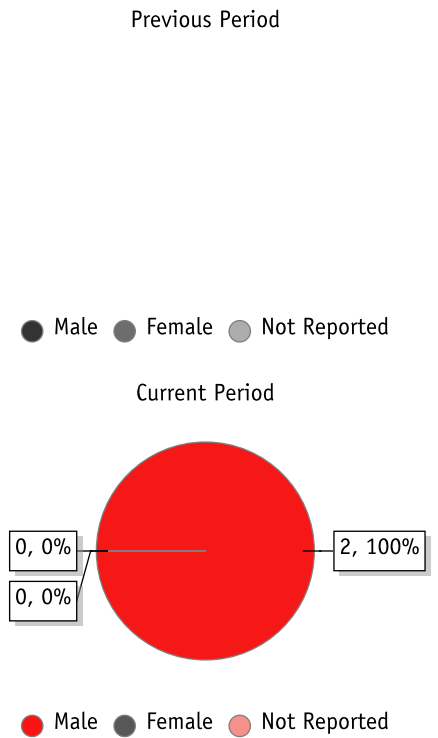
**Demographics** — This report provides basic information about the patient's age and gender.

	Total	Previous Period			Total	Current Period		
		Male	Female	Not Reported		Male	Female	Not Reported
65 and older		0	0	0	2	2	0	0
<b>Total</b>		0	0	0	2	2	0	0

**Age Ranges**



**Gender**





### Dispatch Composite

This report shows mean scores for each Dispatch survey item and the overall composite score. The first column shows your organization score with the national database score below it. The second column is the difference between your score and the database mean.

Helpfulness of the person you called for ambulance service



Concern shown by the person you called for ambulance service



Extent to which you were told what to do until the ambulance arrived



### Overall Composite Score





### Ambulance Composite

This report shows mean scores for each Ambulance survey item and the overall composite score. The first column shows your organization score with the national database score below it. The second column is the difference between your score and the database mean.

Extent to which the ambulance arrived in a timely manner



Cleanliness of the ambulance



Comfort of the ride



Skill of the person driving the ambulance



### Overall Composite Score





### Medic Composite

This report shows mean scores for each Medic survey item and the overall composite score. The first column shows your organization score with the national database score below it. The second column is the difference between your score and the database mean.

Care shown by the medics who arrived with the ambulance



Degree to which the medics took your problem seriously



Degree to which the medics listened to you and/or your family



Skill of the medics



Extent to which the medics kept you informed about your treatment



Extent to which medics included you in the treatment decisions (if applicable)



Degree to which the medics relieved your pain or discomfort





### Medic Composite

This report shows mean scores for each Medic survey item and the overall composite score. The first column shows your organization score with the national database score below it. The second column is the difference between your score and the database mean.

Medics' concern for your privacy



Extent to which medics cared for you as a person



**Overall Composite Score**





### Billing Office Staff Composite

This report shows mean scores for each Billing Office Staff survey item and the overall composite score. The first column shows your organization score with the national database score below it. The second column is the difference between your score and the database mean.

Professionalism of the staff in our billing office



Willingness of the staff in our billing office to address your needs



### Overall Composite Score







**Overall Experience Composite**

This report shows mean scores for each Overall Experience survey item and the overall composite score. The first column shows your organization score with the national database score below it. The second column is the difference between your score and the database mean.

How well did our staff work together to care for you



Extent to which our staff eased your entry into the medical facility



Appropriateness of Emergency Medical Transportation treatment



Extent to which the services received were worth the fees charged



Overall rating of the care provided by our Emergency Medical Transportation service



Likelihood of recommending this ambulance service to others



**Overall Composite Score**





### Question Analysis

This report shows your current score for the time period selected compared to the corresponding previous time period and the change between the two periods. The national DB score is included for reference

	Current	Previous	(+/-)	National DB
<b>Dispatch Composite</b>				
Helpfulness of the person you called for ambulance service	100.00	100.00	-0.00	93.65
Concern shown by the person you called for ambulance service	100.00	100.00	-0.00	93.40
Extent to which you were told what to do until the ambulance arrived	100.00	100.00	-0.00	92.10
<b>Ambulance Composite</b>				
Extent to which the ambulance arrived in a timely manner	100.00	75.00	25.00	92.74
Cleanliness of the ambulance	100.00	100.00	-0.00	95.13
Comfort of the ride	100.00	91.67	8.33	88.84
Skill of the person driving the ambulance	100.00	100.00	-0.00	94.53
<b>Medic Composite</b>				
Care shown by the medics who arrived with the ambulance	100.00	100.00	-0.00	95.24
Degree to which the medics took your problem seriously	100.00	100.00	-0.00	94.97
Degree to which the medics listened to you and/or your family	100.00	100.00	-0.00	94.70
Skill of the medics	100.00	100.00	-0.00	95.13
Extent to which the medics kept you informed about your treatment	100.00	100.00	-0.00	93.36
Extent to which medics included you in the treatment decisions (if applicable)	100.00	91.67	8.33	93.23
Degree to which the medics relieved your pain or discomfort	100.00	100.00	-0.00	91.41
Medics' concern for your privacy	100.00	100.00	-0.00	94.02
Extent to which medics cared for you as a person	100.00	100.00	-0.00	94.92
<b>Billing Office Staff Composite</b>				
Professionalism of the staff in our billing office	100.00	100.00	-0.00	88.93
Willingness of the staff in our billing office to address your needs	100.00	100.00	-0.00	88.85



### Question Analysis (Continued)

<b>Overall Experience Composite</b>	Current	Previous	(+/-)	National DB
How well did our staff work together to care for you	100.00	91.67	8.33	93.99
Extent to which our staff eased your entry into the medical facility	100.00	83.33	16.67	94.11
Appropriateness of Emergency Medical Transportation treatment	100.00	100.00	-0.00	94.18
Extent to which the services received were worth the fees charged	100.00	83.33	16.67	89.31
Overall rating of the care provided by our Emergency Medical Transportation	100.00	100.00	-0.00	94.16
Likelihood of recommending this ambulance service to others	100.00	100.00	-0.00	93.85



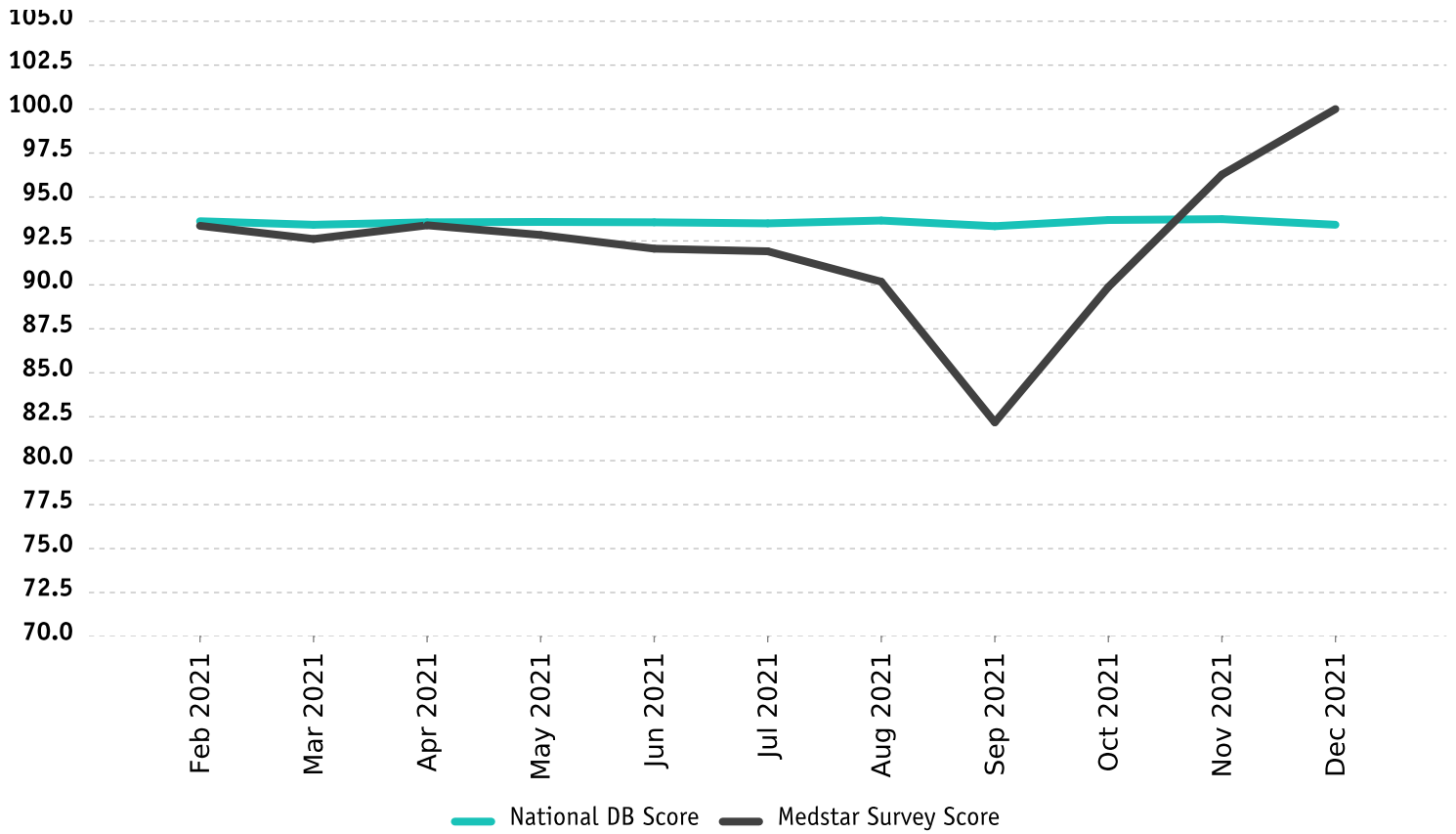
## Monthly Breakdown

This report provides individual item scores by month, your overall organization monthly score, and the number of survey respondents.

	Jan 2021	Feb 2021	Mar 2021	Apr 2021	May 2021	Jun 2021	Jul 2021	Aug 2021	Sep 2021	Oct 2021	Nov 2021	Dec 2021
Helpfulness of the person you called for ambulance service	91.68	93.61	91.87	93.66	94.30	92.96	93.90	97.22	87.50	75.00	100.00	100.00
Concern shown by the person you called for ambulance service	92.44	93.35	91.80	92.05	94.36	92.44	92.68	86.11	87.50	75.00	100.00	100.00
Extent to which you were told what to do until the ambulance arrived	92.57	91.86	89.86	89.62	91.52	91.37	90.65	93.75	87.50	75.00	100.00	100.00
Extent to which the ambulance arrived in a timely manner	93.86	93.68	92.93	92.17	93.30	92.15	92.44	95.00	91.67	75.00	75.00	100.00
Cleanliness of the ambulance	96.01	94.73	94.46	95.67	94.95	93.79	94.87	92.50	91.67	100.00	100.00	100.00
Comfort of the ride	89.74	89.50	89.84	90.88	89.45	87.51	86.84	77.60	58.67	100.00	91.67	100.00
Skill of the person driving the ambulance	94.49	95.03	93.86	95.21	93.82	93.53	91.03	90.00	58.67	100.00	100.00	100.00
Care shown by the medics who arrived with the ambulance	95.62	94.58	94.57	94.55	94.09	94.30	93.05	97.22	91.67	100.00	100.00	100.00
Degree to which the medics took your problem seriously	95.54	94.39	94.01	94.49	93.82	94.31	92.88	94.44	91.67	100.00	100.00	100.00
Degree to which the medics listened to you and/or your family	94.48	94.34	93.34	95.13	93.91	94.23	93.02	94.44	87.50	100.00	100.00	100.00
Skill of the medics	93.43	94.47	94.37	95.72	94.02	93.19	93.02	91.67	87.50	100.00	100.00	100.00
Extent to which the medics kept you informed about your treatment	90.25	92.70	92.77	93.75	92.70	91.88	90.85	93.75	87.50	87.50	100.00	100.00
Extent to which medics included you in the treatment decisions (if	93.63	92.22	92.26	94.86	92.27	92.23	90.71	93.75	87.50	87.50	91.67	100.00
Degree to which the medics relieved your pain or discomfort	91.27	92.69	90.48	92.48	91.09	90.13	88.78	75.11	50.00	87.50	100.00	100.00
Medics' concern for your privacy	93.76	93.74	93.53	91.10	93.76	92.60	93.13	86.11	87.50	87.50	100.00	100.00
Extent to which medics cared for you as a person	96.17	94.68	93.65	94.27	94.36	93.46	93.48	91.67	87.50	100.00	100.00	100.00
Professionalism of the staff in our billing office	82.11	88.39	89.73	90.83	89.96	87.12	89.77	100.00	75.00		100.00	100.00
Willingness of the staff in our billing office to address your needs	83.35	88.00	89.69	91.67	89.29	88.31	89.77	100.00	75.00		100.00	100.00
How well did our staff work together to care for you	92.90	94.28	93.19	93.84	92.78	91.68	94.08	88.89	83.33	87.50	91.67	100.00
Extent to which our staff eased your entry into the medical facility	94.22	94.31	94.06	94.57	93.35	92.05	94.23	88.89	75.00	87.50	83.33	100.00
Appropriateness of Emergency Medical Transportation treatment	93.87	94.02	93.76	94.85	93.03	91.77	93.75	86.11	75.00	87.50	100.00	100.00
Extent to which the services received were worth the fees charged	89.74	90.46	87.56	89.52	88.95	88.31	84.41	81.25	100.00	75.00	83.33	100.00
Overall rating of the care provided by our Emergency Medical Transportation	94.21	94.65	93.52	95.00	93.15	92.25	92.10	91.67	91.67	87.50	100.00	100.00
Likelihood of recommending this ambulance service to others	94.34	93.73	92.45	91.79	91.33	92.63	92.31	88.89	83.33	100.00	100.00	100.00
Overall Score	92.99	93.36	92.61	93.39	92.84	92.06	91.91	90.18	82.18	89.88	96.27	100.00
Respondents	129	599	418	88	343	349	46	11	3	2	3	2



### Monthly Overall Survey Score





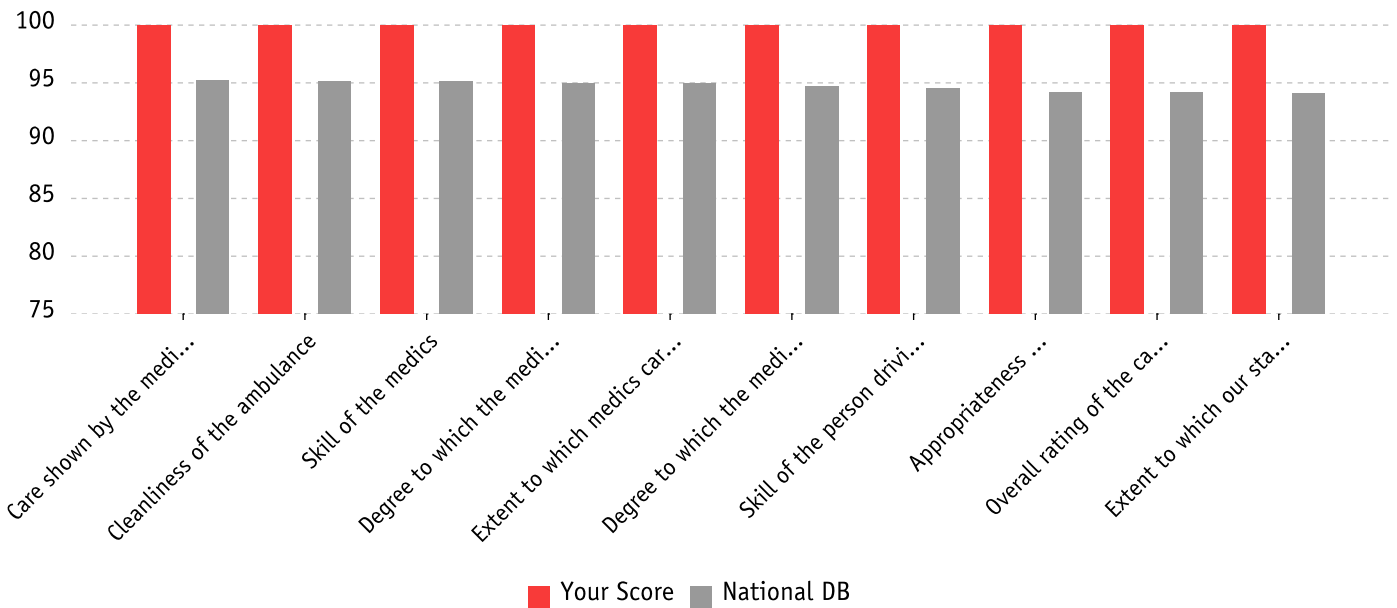
### Greatest Increase and Decrease in Scores by Question

<b>Increases</b>	<b>Current</b>	<b>Previous</b>	<b>(+/-)</b>	<b>National DB</b>
Extent to which the ambulance arrived in a timely manner	100.00	75.00	25.00	92.74
Extent to which our staff eased your entry into the medical facility	100.00	83.33	16.67	94.11
Extent to which the services received were worth the fees charged	100.00	83.33	16.67	89.31
How well did our staff work together to care for you	100.00	91.67	8.33	93.99
Extent to which medics included you in the treatment decisions (if applicable)	100.00	91.67	8.33	93.23
Comfort of the ride	100.00	91.67	8.33	88.84



**Greatest Scores Above Benchmarks by Question**

Highest Above Benchmark	Current	(+/-)	National DB
Care shown by the medics who arrived with the ambulance	100.00	4.76	95.24
Cleanliness of the ambulance	100.00	4.87	95.13
Skill of the medics	100.00	4.87	95.13
Degree to which the medics took your problem seriously	100.00	5.03	94.97
Extent to which medics cared for you as a person	100.00	5.08	94.92
Degree to which the medics listened to you and/or your family	100.00	5.30	94.70
Skill of the person driving the ambulance	100.00	5.47	94.53
Appropriateness of Emergency Medical Transportation treatment	100.00	5.82	94.18
Overall rating of the care provided by our Emergency Medical Transportation service	100.00	5.84	94.16
Extent to which our staff eased your entry into the medical facility	100.00	5.89	94.11





**Key Drivers** — This section shows the relative importance of each question to the respondents' overall satisfaction. The greater the coefficient number, the more important the issue is to your patients' overall satisfaction. The questions are arranged based on their weighted importance value.

---

**Not enough data for Key Drivers.**





**Company Comparisons** — The following chart gives a comparison of the mean score for each question as scored by comparable companies. Your company is highlighted. There is also a green-shaded highlight of the highest score for each question. This will show how you compare to similar companies.

	Your Company	Comparison Companies					
		A	B	C	D	E	F
Helpfulness of the person you called for ambulance service	100.00	93.86	94.18	93.66	91.96	95.38	91.22
Concern shown by the person you called for ambulance service	100.00	93.92	93.29	93.16	91.15	94.84	91.40
Extent to which you were told what to do until the ambulance	100.00	92.76	92.80	91.36	90.24	91.39	91.38
Extent to which the ambulance arrived in a timely manner	100.00	92.73	90.00	89.52	94.17	93.07	88.84
Cleanliness of the ambulance	100.00	94.96	94.31	94.20	95.30	95.54	94.02
Comfort of the ride	100.00	87.26	86.01	84.13	90.07	89.06	86.55
Skill of the person driving the ambulance	100.00	94.32	93.70	93.04	94.93	94.60	93.91
Care shown by the medics who arrived with the ambulance	100.00	95.44	95.19	94.24	95.32	94.30	94.19
Degree to which the medics took your problem seriously	100.00	95.26	94.69	94.23	95.27	94.93	94.33
Degree to which the medics listened to you and/or your family	100.00	94.70	93.98	94.05	94.41	94.80	94.29
Skill of the medics	100.00	95.33	95.01	94.12	95.06	93.92	95.32
Extent to which the medics kept you informed about your	100.00	93.16	93.49	92.22	92.42	92.55	92.75
Extent to which medics included you in the treatment decisions (if	100.00	93.09	92.84	92.35	92.11	92.32	92.07
Degree to which the medics relieved your pain or discomfort	100.00	91.18	89.95	90.30	89.82	90.78	90.79
Medics' concern for your privacy	100.00	93.58	93.47	93.19	92.86	92.75	94.93
Extent to which medics cared for you as a person	100.00	94.77	95.03	94.32	94.39	94.19	93.68
Professionalism of the staff in our billing office	100.00	90.20	90.74	88.23	83.38	92.57	89.38
Willingness of the staff in our billing office to address your needs	100.00	88.85	91.00	89.04	82.97	93.15	90.22
How well did our staff work together to care for you	100.00	94.36	94.33	92.55	93.64	93.38	93.27
Extent to which our staff eased your entry into the medical facility	100.00	94.44	94.40	93.18	93.90	93.94	95.66
Appropriateness of Emergency Medical Transportation treatment	100.00	94.85	95.11	93.05	93.37	93.84	91.90
Extent to which the services received were worth the fees charged	100.00	91.58	88.50	89.22	86.01	89.59	90.36
Overall rating of the care provided by our Emergency Medical	100.00	94.50	93.96	92.75	93.44	92.94	92.43
Likelihood of recommending this ambulance service to others	100.00	94.35	94.29	93.21	92.62	93.25	93.48
<b>Overall score</b>	100.00	93.58	93.06	92.27	92.55	93.28	92.43



## Benchmark Comparison

	Your Company	Total DB	Similar Sized	Michigan	MHR	CAAS
Helpfulness of the person you called for ambulance service	100.00	93.65	93.76	93.86	93.99	93.77
Concern shown by the person you called for ambulance service	100.00	93.40	93.51	93.49	93.62	93.57
Extent to which you were told what to do until the ambulance	100.00	92.10	92.42	91.81	92.11	92.55
Extent to which the ambulance arrived in a timely manner	100.00	92.74	92.40	91.65	91.46	92.80
Cleanliness of the ambulance	100.00	95.13	95.28	94.58	94.69	95.30
Comfort of the ride	100.00	88.84	88.58	87.04	86.30	88.37
Skill of the person driving the ambulance	100.00	94.53	94.58	94.01	93.79	94.67
Care shown by the medics who arrived with the ambulance	100.00	95.24	95.18	95.03	94.88	95.34
Degree to which the medics took your problem seriously	100.00	94.97	95.01	94.98	94.81	95.19
Degree to which the medics listened to you and/or your family	100.00	94.70	94.68	94.65	94.41	94.82
Skill of the medics	100.00	95.13	95.26	94.85	94.71	95.34
Extent to which the medics kept you informed about your	100.00	93.36	93.37	93.02	92.86	93.33
Extent to which medics included you in the treatment decisions	100.00	93.23	93.42	92.74	92.74	93.26
Degree to which the medics relieved your pain or discomfort	100.00	91.41	91.36	90.71	90.65	91.46
Medics' concern for your privacy	100.00	94.02	93.97	93.46	93.33	94.12
Extent to which medics cared for you as a person	100.00	94.92	94.96	94.66	94.59	95.00
Professionalism of the staff in our billing office	100.00	88.93	89.74	90.16	90.03	89.22
Willingness of the staff in our billing office to address your	100.00	88.85	89.62	90.00	89.91	89.13
How well did our staff work together to care for you	100.00	93.99	94.13	93.73	93.65	94.28
Extent to which our staff eased your entry into the medical	100.00	94.11	94.40	94.03	93.98	94.44
Appropriateness of Emergency Medical Transportation treatment	100.00	94.18	94.43	94.19	94.18	94.55
Extent to which the services received were worth the fees	100.00	89.31	89.89	90.12	90.04	89.82
Overall rating of the care provided by our Emergency Medical	100.00	94.16	94.23	93.91	93.70	94.45
Likelihood of recommending this ambulance service to others	100.00	93.85	94.04	94.04	93.86	94.09
<b>Overall Score</b>	<b>100.00</b>	<b>93.11</b>	<b>93.26</b>	<b>92.95</b>	<b>92.85</b>	<b>93.29</b>



**Benchmark Comparison**

This section of the report is based off your overall score for the YTD 12-month time period, compared to other benchmark compare groups. An aggregate rolling score is needed to provide stability to the overall score ranking for more meaningful comparisons to other benchmark groups. Each month, the last month in the 12 month period is dropped and the newest month is added. An organization must have a minimum of 100 surveys to be eligible for ranking.

	Your Company	Total DB	Similar Sized	Michigan	MHR	CAAS
<b>Number of organizations in compare group</b>		188	27	29	7	46
<b>Minimum Score</b>	100	1.00	1.00	1.00	1.00	1.00
<b>Maximum Score</b>	100	100	100	100	100	100
<b>Mean Score</b>	91.97	92.82	93.20	93.68	94.15	93.42
<b>Your Percentile</b>		29th	26th	N/A	60th	22nd
<b>Your Rank</b>		67	15	N/A	3	29

- Minimum Score** - This is the lowest score in the benchmark group.
- Maximum Score** - This is the highest score in the benchmark group.
- Mean Score** - This is where your mean score ranks against others in the compare group.
- Your Percentile** - This is the percentage of scores that fall below your mean score.
- Your Rank** - This is where your mean score ranks against others in the compare group.



## Cumulative Comparisons

This section lists a synopsis of the information about your individual questions and overall scores over the entire lifetime of the dataset. The first column shows the company score and the second column details the total database score.

	Your Score	Total DB
<b>Overall Facility Rating</b>	<b>92.49</b>	<b>92.35</b>
<b>Dispatch</b>	<b>92.05</b>	<b>92.16</b>
Helpfulness of the person you called for ambulance service	92.93	92.79
Concern shown by the person you called for ambulance service	92.67	92.55
Extent to which you were told what to do until the ambulance	90.56	91.13
<b>Ambulance</b>	<b>92.2</b>	<b>91.98</b>
Extent to which the ambulance arrived in a timely manner	92.93	92.17
Cleanliness of the ambulance	94.01	94.43
Comfort of the ride	87.95	87.56
Skill of the person driving the ambulance	93.92	93.76
<b>Medic</b>	<b>93.39</b>	<b>93.3</b>
Care shown by the medics who arrived with the ambulance	94.49	94.30
Degree to which the medics took your problem seriously	94.43	94.22
Degree to which the medics listened to you and/or your family	94.01	93.91
Skill of the medics	94.30	94.32
Extent to which the medics kept you informed about your treatment	92.54	92.53
Extent to which medics included you in the treatment decisions (if	92.24	92.30
Degree to which the medics relieved your pain or discomfort	90.96	90.62
Medics' concern for your privacy	93.20	93.30
Extent to which medics cared for you as a person	94.32	94.19
<b>Billing Office Staff</b>	<b>89.24</b>	<b>88.7</b>


**Cumulative Comparisons (Continued)**

	Your Score	Total DB
<b>Overall Facility Rating</b>	<b>92.49</b>	<b>92.35</b>
<b>Billing Office Staff</b>	<b>89.24</b>	<b>88.7</b>
Professionalism of the staff in our billing office	89.20	88.67
Willingness of the staff in our billing office to address your needs	89.29	88.74
<b>Overall Experience</b>	<b>92.65</b>	<b>92.47</b>
How well did our staff work together to care for you	93.47	93.44
Extent to which our staff eased your entry into the medical facility	93.73	93.57
Appropriateness of Emergency Medical Transportation treatment	93.44	93.35
Extent to which the services received were worth the fees charged	88.39	87.82
Overall rating of the care provided by our Emergency Medical	93.64	93.52
Likelihood of recommending this ambulance service to others	93.24	93.14



### Top Box Comparisons

The Top Box Analysis displays the number of responses for the entire survey by question and rating. The Top Box itself shows the percentage of "Very Good" responses, the highest rating, for each question. Next to the company rating is the entire EMS DB rating for those same questions.

	Very Poor	Poor	Fair	Good	Very Good	Company % Very Good	EMS DB % Very Good
<b>Overall Company Rating</b>	<b>0</b>	<b>0</b>	<b>0</b>	<b>0</b>	<b>31</b>	<b>100%</b>	<b>78.87%</b>
<b>Dispatch</b>	<b>0</b>	<b>0</b>	<b>0</b>	<b>0</b>	<b>6</b>	<b>100.00%</b>	<b>77.80%</b>
Helpfulness of the person you called for ambulance service	0	0	0	0	2	100.00%	79.50%
Concern shown by the person you called for ambulance service	0	0	0	0	2	100.00%	78.39%
Extent to which you were told what to do until the ambulance arrived	0	0	0	0	2	100.00%	75.53%
<b>Ambulance</b>	<b>0</b>	<b>0</b>	<b>0</b>	<b>0</b>	<b>8</b>	<b>100.00%</b>	<b>77.40%</b>
Extent to which the ambulance arrived in a timely manner	0	0	0	0	2	100.00%	77.87%
Cleanliness of the ambulance	0	0	0	0	2	100.00%	82.53%
Comfort of the ride	0	0	0	0	2	100.00%	67.80%
Skill of the person driving the ambulance	0	0	0	0	2	100.00%	81.38%
<b>Medic</b>	<b>0</b>	<b>0</b>	<b>0</b>	<b>0</b>	<b>9</b>	<b>100.00%</b>	<b>82.21%</b>
Care shown by the medics who arrived with the ambulance	0	0	0	0	1	100.00%	85.11%
Degree to which the medics took your problem seriously	0	0	0	0	1	100.00%	84.93%
Degree to which the medics listened to you and/or your family	0	0	0	0	1	100.00%	84.14%
Skill of the medics	0	0	0	0	1	100.00%	84.69%
Extent to which the medics kept you informed about your treatment	0	0	0	0	1	100.00%	79.67%


**Top Box Comparisons (Continued)**

	Very Poor	Poor	Fair	Good	Very Good	Company % Very Good	EMS DB % Very Good
<b>Overall Company Rating</b>	<b>0</b>	<b>0</b>	<b>0</b>	<b>0</b>	<b>31</b>	<b>100%</b>	<b>78.87%</b>
Extent to which medics included you in the treatment decisions (if applicable)	0	0	0	0	1	100.00%	80.10%
Degree to which the medics relieved your pain or discomfort	0	0	0	0	1	100.00%	75.90%
Medics' concern for your privacy	0	0	0	0	1	100.00%	80.69%
Extent to which medics cared for you as a person	0	0	0	0	1	100.00%	84.68%
<b>Billing Office Staff</b>	<b>0</b>	<b>0</b>	<b>0</b>	<b>0</b>	<b>2</b>	<b>100.00%</b>	<b>65.68%</b>
Professionalism of the staff in our billing office	0	0	0	0	1	100.00%	65.50%
Willingness of the staff in our billing office to address your needs	0	0	0	0	1	100.00%	65.85%
<b>Overall Experience</b>	<b>0</b>	<b>0</b>	<b>0</b>	<b>0</b>	<b>6</b>	<b>100.00%</b>	<b>79.78%</b>
How well did our staff work together to care for you	0	0	0	0	1	100.00%	81.04%
Extent to which our staff eased your entry into the medical facility	0	0	0	0	1	100.00%	80.88%
Appropriateness of Emergency Medical Transportation treatment	0	0	0	0	1	100.00%	81.52%
Extent to which the services received were worth the fees charged	0	0	0	0	1	100.00%	71.29%
Overall rating of the care provided by our Emergency Medical Transportation service	0	0	0	0	1	100.00%	81.86%
Likelihood of recommending this ambulance service to others	0	0	0	0	1	100.00%	82.07%



Monthly Division Comparison

	Overall Company
<b>Total Score</b>	<b>100.00</b>
Helpfulness of the person you called for ambulance service	100.00
Concern shown by the person you called for ambulance service	100.00
Extent to which you were told what to do until the ambulance	100.00
Extent to which the ambulance arrived in a timely manner	100.00
Cleanliness of the ambulance	100.00
Comfort of the ride	100.00
Skill of the person driving the ambulance	100.00
Care shown by the medics who arrived with the ambulance	100.00
Degree to which the medics took your problem seriously	100.00
Degree to which the medics listened to you and/or your family	100.00
Skill of the medics	100.00
Extent to which the medics kept you informed about your	100.00
Extent to which medics included you in the treatment decisions	100.00
Degree to which the medics relieved your pain or discomfort	100.00
Medics' concern for your privacy	100.00
Extent to which medics cared for you as a person	100.00
<b>Number of Survey Responses</b>	<b>2</b>





Monthly Division Comparison

	Overall Company
<b>Total Score</b>	<b>100.00</b>
Professionalism of the staff in our billing office	100.00
Willingness of the staff in our billing office to address your	100.00
How well did our staff work together to care for you	100.00
Extent to which our staff eased your entry into the medical	100.00
Appropriateness of Emergency Medical Transportation treatment	100.00
Extent to which the services received were worth the fees	100.00
Overall rating of the care provided by our Emergency Medical	100.00
Likelihood of recommending this ambulance service to others	100.00
<b>Number of Survey Responses</b>	<b>2</b>