



1515 Center Street
Lansing, Mi 48096
1 (877) 583-3100
service@EMSSurveyTeam.com
www.EMSSurveyTeam.com

EMS System Report

January 1, 2021 to January 31, 2021

Your Score

92.99

Number of Your Patients in this Report

129

Number of Patients in this Report

6,669

Number of Transport Services in All EMS DB

170





Executive Summary

This report contains data from **129 Medstar** patients who returned a questionnaire between **01/01/2021** and **01/31/2021**.

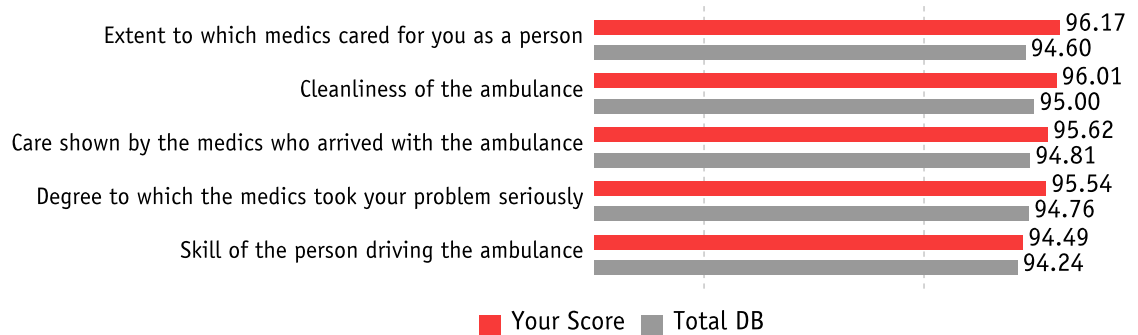
The overall mean score for the standard questions was **92.99**; this is a difference of **-0.34** points from the overall EMS database score of **93.33**.

The current score of **92.99** is a change of **2.00** points from last period's score of **90.99**. This was the **54th** highest overall score for all companies in the database.

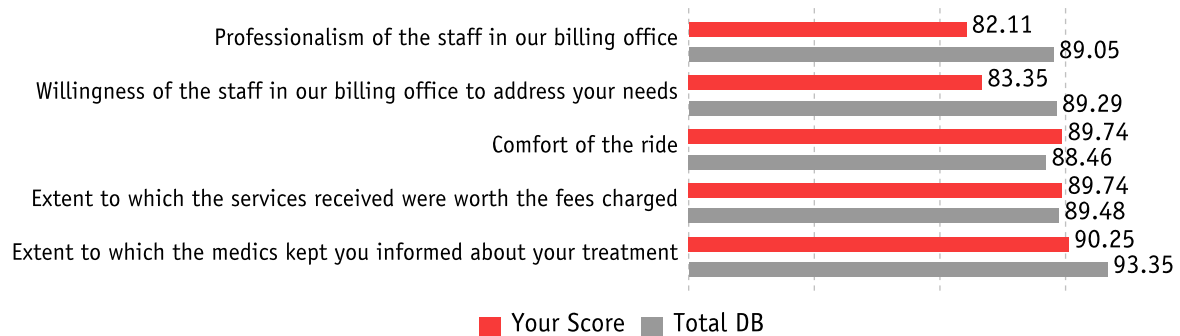
You are ranked **10th** for comparably sized companies in the system.

78.08% of responses to standard questions had a rating of Very Good, the highest rating. **98.49%** of all responses were positive.

5 Highest Scores



5 Lowest Scores

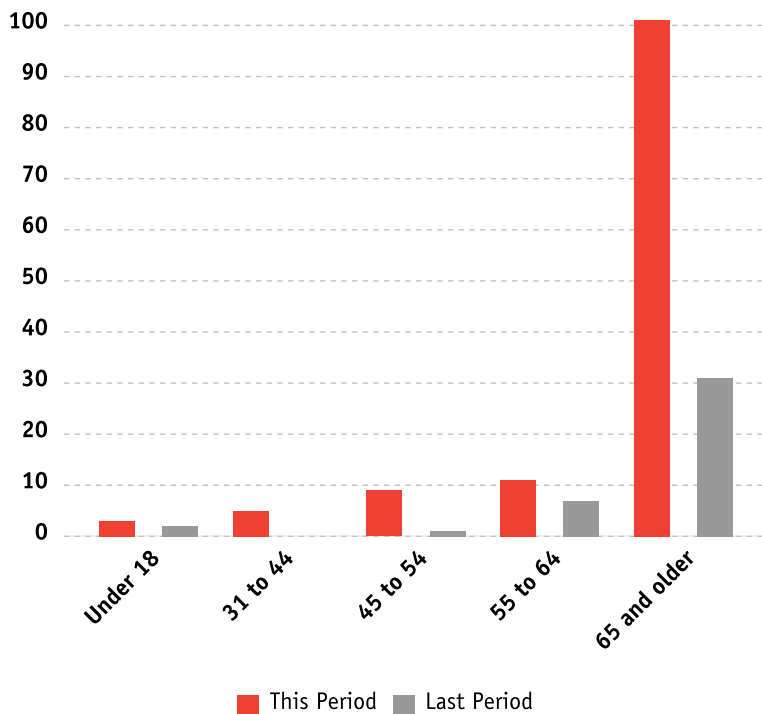




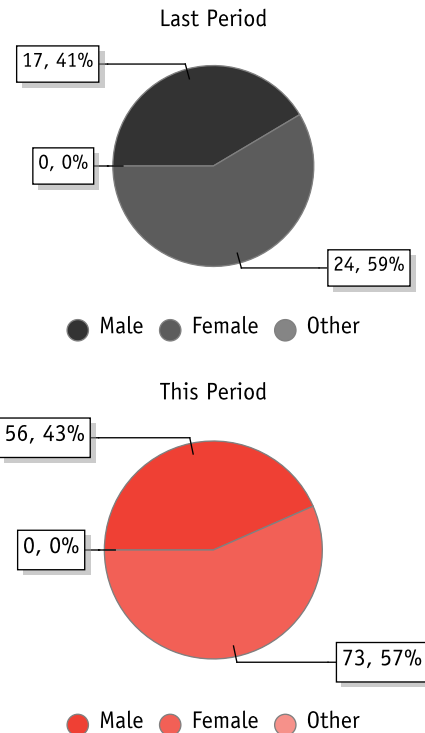
Demographics — This section provides demographic information about the patients who responded to the survey for the current and the previous periods. The information comes from the data you submitted. Compare this demographic data to your eligible population. Generally, the demographic

	Last Period				This Period			
	Total	Male	Female	Other	Total	Male	Female	Other
Under 18	2	1	1	0	3	2	1	0
31 to 44		0	0	0	5	0	5	0
45 to 54	1	0	1	0	9	2	7	0
55 to 64	7	6	1	0	11	6	5	0
65 and older	31	10	21	0	101	46	55	0
Total	41	17	24	0	129	56	73	0

Age Ranges



Gender





Dispatch Analysis

This report details results concerning dispatch performance. The report contains the mean scores for each survey item. The first column shows the organization score and the total EMS national database score; the second column is your difference from the database score.

Helpfulness of the person you called for ambulance service



Concern shown by the person you called for ambulance service



Extent to which you were told what to do until the ambulance arrived



Overall Section Score





Ambulance Analysis

This report details the section results that concern ambulance performance. The report contains the mean scores for each survey item. The first column shows the organization score and the total database score, the second column is your difference from the database score.

Extent to which the ambulance arrived in a timely manner



Cleanliness of the ambulance



Comfort of the ride



Skill of the person driving the ambulance



Overall Section Score





Medic Analysis

This report details the section results that concern medic performance. The report contains the mean scores for each survey item. The first column shows the organization score and the total database score, the second column is your difference from the database score.

Care shown by the medics who arrived with the ambulance



Degree to which the medics took your problem seriously



Degree to which the medics listened to you and/or your family



Skill of the medics



Extent to which the medics kept you informed about your treatment



Extent to which medics included you in the treatment decisions (if applicable)



Degree to which the medics relieved your pain or discomfort





Medic Analysis

This report details the section results that concern medic performance. The report contains the mean scores for each survey item. The first column shows the organization score and the total database score, the second column is your difference from the database score.

Medics' concern for your privacy



Extent to which medics cared for you as a person



Overall Section Score





Billing Staff Assessment Analysis

This report details the section results that concern office performance. The report contains the mean scores for each survey item. The first column shows the organization score and the total database score, the second column is your difference from the database score.

Professionalism of the staff in our billing office



Willingness of the staff in our billing office to address your needs



Overall Section Score





Overall Assessment Analysis

This report details the section results that concern assessment of performance. The report contains the mean scores for each survey item. The first column shows the organization score and the total database score, the second column is your difference from the database score.

How well did our staff work together to care for you



Extent to which our staff eased your entry into the medical facility



Appropriateness of Emergency Medical Transportation treatment



Extent to which the services received were worth the fees charged



Overall rating of the care provided by our Emergency Medical Transportation service



Likelihood of recommending this ambulance service to others



Overall Section Score





Question Analysis

This section lists a synopsis of the information about your individual questions and overall scores for this monthly reporting period. The first column shows the company score from the previous period, the second column shows the change, the third column shows your score for this period and the fourth column shows the total Database score.

Dispatch Analysis

	Last Period	Change	This Period	Total DB
Helpfulness of the person you called for ambulance service	92.19	-0.51	91.68	93.58
Concern shown by the person you called for ambulance service	91.67	0.77	92.44	93.25
Extent to which you were told what to do until the ambulance arrived	86.67	5.90	92.57	92.61

Ambulance Analysis

	Last Period	Change	This Period	Total DB
Extent to which the ambulance arrived in a timely manner	91.22	2.64	93.86	92.90
Cleanliness of the ambulance	92.76	3.25	96.01	95.00
Comfort of the ride	85.53	4.21	89.74	88.46
Skill of the person driving the ambulance	91.24	3.25	94.49	94.24

Medic Analysis

	Last Period	Change	This Period	Total DB
Care shown by the medics who arrived with the ambulance	93.08	2.54	95.62	94.81
Degree to which the medics took your problem seriously	93.27	2.27	95.54	94.76
Degree to which the medics listened to you and/or your family	93.08	1.40	94.48	94.39
Skill of the medics	93.27	0.16	93.43	94.87
Extent to which the medics kept you informed about your treatment	89.00	1.25	90.25	93.35
Extent to which medics included you in the treatment decisions (if applicable)	88.67	4.96	93.63	93.08
Degree to which the medics relieved your pain or discomfort	90.74	0.53	91.27	91.37
Medics' concern for your privacy	94.12	-0.36	93.76	93.95
Extent to which medics cared for you as a person	93.95	2.22	96.17	94.60

Billing Staff Assessment Analysis

	Last Period	Change	This Period	Total DB
Professionalism of the staff in our billing office	87.50	-5.39	82.11	89.05
Willingness of the staff in our billing office to address your needs	87.50	-4.15	83.35	89.29



Question Analysis (Continued)

Overall Assessment Analysis

	Last Period	Change	This Period	Total DB
How well did our staff work together to care for you	92.17	0.73	92.90	93.98
Extent to which our staff eased your entry into the medical facility	90.74	3.48	94.22	93.91
Appropriateness of Emergency Medical Transportation treatment	92.39	1.48	93.87	93.86
Extent to which the services received were worth the fees charged	85.75	3.99	89.74	89.48
Overall rating of the care provided by our Emergency Medical Transportation	91.00	3.21	94.21	94.26
Likelihood of recommending this ambulance service to others	91.00	3.34	94.34	93.80



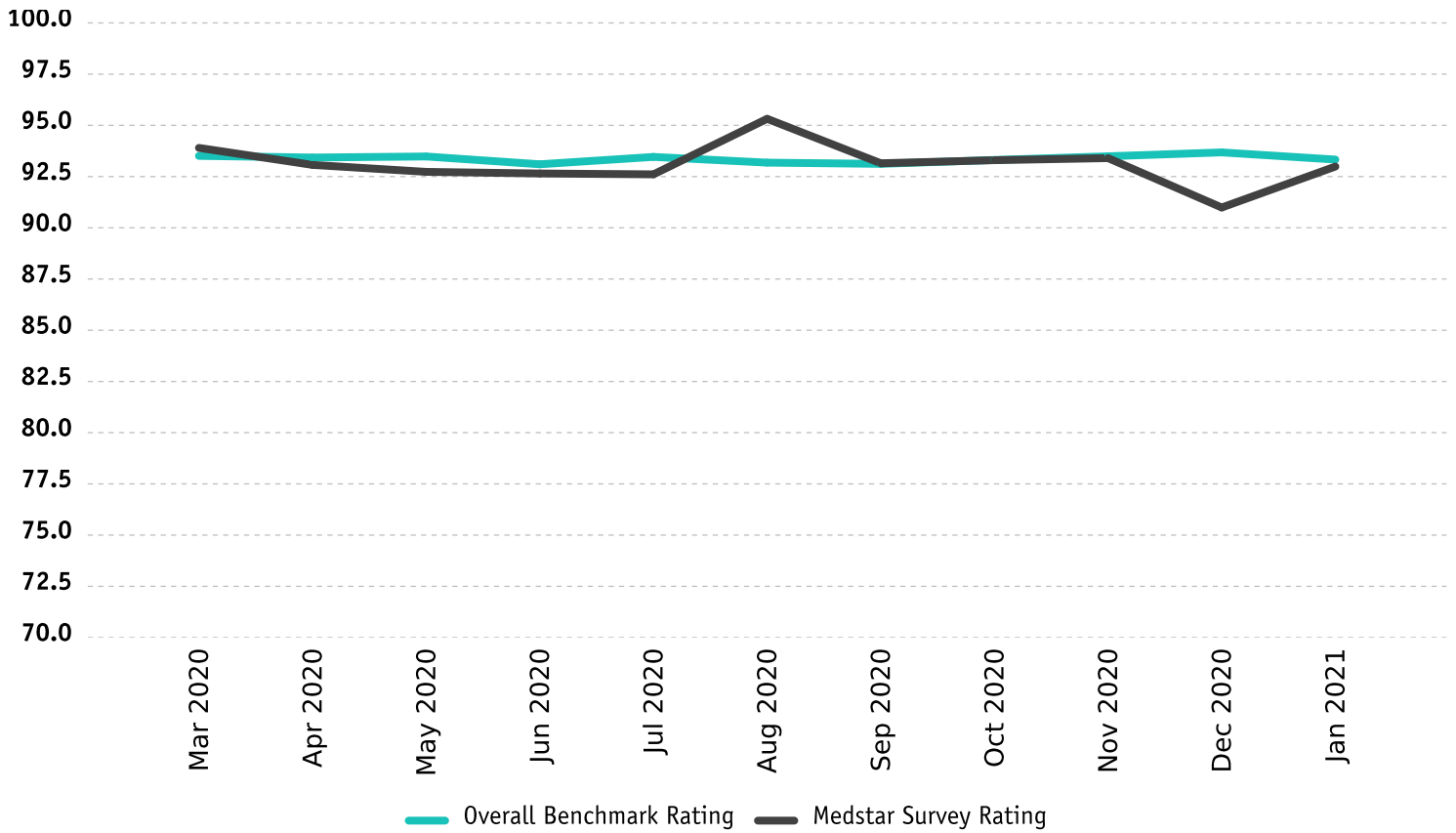
Monthly Breakdown

Below are the monthly responses that have been received for your service. It details the individual score for each question as well as the overall company score for that month.

	Feb 2020	Mar 2020	Apr 2020	May 2020	Jun 2020	Jul 2020	Aug 2020	Sep 2020	Oct 2020	Nov 2020	Dec 2020	Jan 2021
Helpfulness of the person you called for ambulance service	92.32	92.72	93.46	93.65	92.40	92.50	92.75	92.21	93.94	92.45	92.19	91.68
Concern shown by the person you called for ambulance service	92.54	93.80	93.42	94.20	91.76	92.12	95.83	92.05	93.47	90.95	91.67	92.44
Extent to which you were told what to do until the ambulance arrived	90.95	91.21	92.40	92.33	90.52	89.09	93.18	89.93	91.72	91.18	86.67	92.57
Extent to which the ambulance arrived in a timely manner	93.07	94.28	93.19	92.98	92.72	92.76	92.50	93.04	93.47	91.46	91.22	93.86
Cleanliness of the ambulance	93.96	95.12	94.44	94.51	94.25	94.75	95.69	94.55	95.17	95.13	92.76	96.01
Comfort of the ride	88.81	88.54	88.00	89.96	87.45	87.97	91.67	89.42	87.99	89.25	85.53	89.74
Skill of the person driving the ambulance	94.93	94.04	94.69	94.10	93.26	94.31	93.97	94.26	94.67	94.35	91.24	94.49
Care shown by the medics who arrived with the ambulance	94.77	95.61	94.13	94.60	94.03	95.39	97.32	94.71	94.75	95.87	93.08	95.62
Degree to which the medics took your problem seriously	95.11	95.66	94.83	94.29	94.26	95.57	99.14	95.60	94.62	95.61	93.27	95.54
Degree to which the medics listened to you and/or your family	95.32	95.36	94.39	93.39	94.34	94.50	98.21	93.95	94.20	95.05	93.08	94.48
Skill of the medics	95.20	94.77	94.19	94.82	95.36	94.59	97.41	94.16	94.30	94.42	93.27	93.43
Extent to which the medics kept you informed about your treatment	93.16	93.71	92.70	92.75	93.14	93.05	96.30	92.87	92.58	94.27	89.00	90.25
Extent to which medics included you in the treatment decisions (if	92.18	95.23	91.58	91.14	93.44	92.27	96.74	92.99	92.27	92.47	88.67	93.63
Degree to which the medics relieved your pain or discomfort	93.91	92.69	92.22	89.62	91.77	90.41	94.00	91.23	91.50	90.90	90.74	91.27
Medics' concern for your privacy	93.99	94.65	93.38	93.03	93.81	92.65	95.54	93.83	93.35	94.04	94.12	93.76
Extent to which medics cared for you as a person	94.97	95.90	93.77	94.45	94.85	94.61	96.55	94.56	95.03	95.18	93.95	96.17
Professionalism of the staff in our billing office	89.26	90.95	90.96	89.63	87.26	87.87	93.18	89.87	90.26	91.67	87.50	82.11
Willingness of the staff in our billing office to address your needs	90.68	90.05	90.70	88.94	87.91	87.37	93.18	91.33	90.52	90.70	87.50	83.35
How well did our staff work together to care for you	94.81	95.02	93.96	93.10	93.35	93.13	96.30	94.25	93.64	95.41	92.17	92.90
Extent to which our staff eased your entry into the medical facility	93.54	95.26	94.21	93.43	93.75	93.62	93.75	94.33	94.26	94.34	90.74	94.22
Appropriateness of Emergency Medical Transportation treatment	94.64	94.56	93.36	92.68	92.80	93.17	97.32	94.32	94.46	93.99	92.39	93.87
Extent to which the services received were worth the fees charged	90.13	90.35	88.62	87.37	87.58	87.87	91.30	89.97	89.81	91.26	85.75	89.74
Overall rating of the care provided by our Emergency Medical Transportation	94.78	94.59	93.75	92.57	93.48	92.79	95.69	94.13	94.70	93.99	91.00	94.21
Likelihood of recommending this ambulance service to others	93.36	94.20	93.39	92.92	93.20	93.35	96.55	93.84	94.06	93.76	91.00	94.34
Your Master Score	93.41	93.90	93.07	92.73	92.65	92.61	95.32	93.15	93.30	93.40	90.99	92.99
Your Total Responses	307	309	253	346	248	239	32	501	237	126	42	129



Monthly tracking of Overall Survey Score





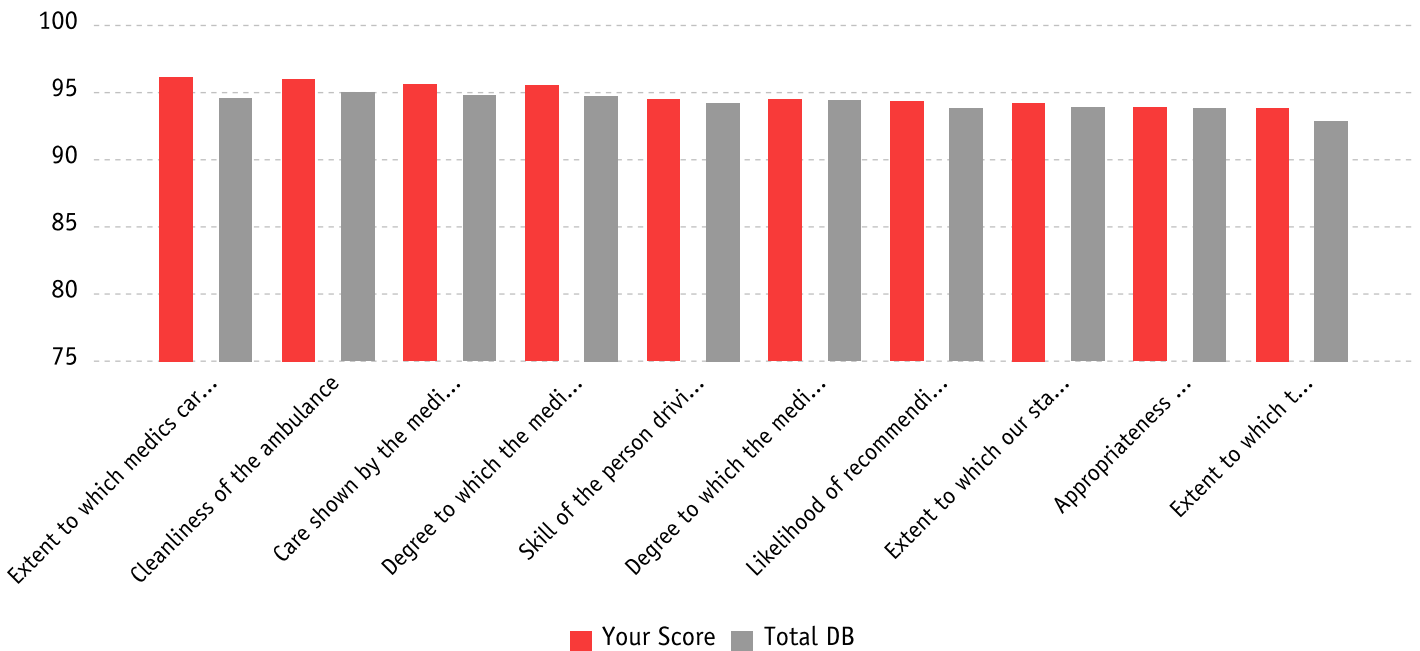
Greatest Increase and Decrease in Scores by Question

	Last Period	This Period	Change	Total DB Score
Increases				
Extent to which you were told what to do until the ambulance arrived	86.67	92.57	5.90	92.61
Extent to which medics included you in the treatment decisions (if applicable)	88.67	93.63	4.97	93.08
Comfort of the ride	85.53	89.74	4.22	88.46
Extent to which the services received were worth the fees charged	85.75	89.74	3.99	89.48
Extent to which our staff eased your entry into the medical facility	90.74	94.22	3.48	93.91
Likelihood of recommending this ambulance service to others	91.00	94.34	3.34	93.80
Skill of the person driving the ambulance	91.24	94.49	3.25	94.24
Cleanliness of the ambulance	92.76	96.01	3.25	95.00
Overall rating of the care provided by our Emergency Medical Transportation service	91.00	94.21	3.21	94.26
Extent to which the ambulance arrived in a timely manner	91.22	93.86	2.64	92.90
Decreases				
Professionalism of the staff in our billing office	87.50	82.11	-5.39	89.05
Willingness of the staff in our billing office to address your needs	87.50	83.35	-4.15	89.29
Helpfulness of the person you called for ambulance service	92.19	91.68	-0.50	93.58
Medics' concern for your privacy	94.12	93.76	-0.36	93.95



Greatest Scores Above Benchmarks by Question

Highest Above Benchmark	This Period	Variance	Total DB Score
Extent to which medics cared for you as a person	96.17	1.57	94.60
Cleanliness of the ambulance	96.01	1.01	95.00
Care shown by the medics who arrived with the ambulance	95.62	0.81	94.81
Degree to which the medics took your problem seriously	95.54	0.79	94.76
Skill of the person driving the ambulance	94.49	0.25	94.24
Degree to which the medics listened to you and/or your family	94.48	0.08	94.39
Likelihood of recommending this ambulance service to others	94.34	0.54	93.80
Extent to which our staff eased your entry into the medical facility	94.22	0.32	93.91
Appropriateness of Emergency Medical Transportation treatment	93.87	0.01	93.86
Extent to which the ambulance arrived in a timely manner	93.86	0.96	92.90





Key Drivers — This section shows the relative importance of each question to the respondents' overall satisfaction. The greater the coefficient number, the more important the issue is to your patients' overall satisfaction. The questions are arranged based on their weighted importance value.

Question	Your Score	Correlation Coefficient
Extent to which our staff eased your entry into the medical facility	94.22	.927793701
Medics' concern for your privacy	93.76	.914056938
Degree to which the medics relieved your pain or discomfort	91.27	.911546715
How well did our staff work together to care for you	92.90	.893978491
Appropriateness of Emergency Medical Transportation treatment	93.87	.892181323
Extent to which medics included you in the treatment decisions (if applicable)	93.63	.885217459
Extent to which the medics kept you informed about your treatment	90.25	.884867819
Degree to which the medics listened to you and/or your family	94.48	.878507331
Degree to which the medics took your problem seriously	95.54	.873803556
Cleanliness of the ambulance	96.01	.845385531
Skill of the medics	93.43	.845333796
Care shown by the medics who arrived with the ambulance	95.62	.837832129
Professionalism of the staff in our billing office	82.11	.833554623
Extent to which you were told what to do until the ambulance arrived	92.57	.833313041
Concern shown by the person you called for ambulance service	92.44	.821392154
Skill of the person driving the ambulance	94.49	.814811609
Extent to which the ambulance arrived in a timely manner	93.86	.811982913
Extent to which the services received were worth the fees charged	89.74	.804231112
Helpfulness of the person you called for ambulance service	91.68	.772411605
Willingness of the staff in our billing office to address your needs	83.35	.752205866
Comfort of the ride	89.74	.696648595
Extent to which medics cared for you as a person	96.17	.617184341



Company Comparisons — The following chart gives a comparison of the mean score for each question as scored by comparable companies. Your company is highlighted. There is also a green-shaded highlight of the highest score for each question. This will show how you compare to similar companies.

	Your Company	Comparison Companies					
		A	B	C	D	E	F
Helpfulness of the person you called for ambulance service	91.68	93.25	93.07	92.49	94.47	93.86	94.70
Concern shown by the person you called for ambulance service	92.44	93.14	92.83	91.91	93.67	93.86	94.59
Extent to which you were told what to do until the ambulance	92.57	92.38	91.85	91.44	93.57	92.00	95.16
Extent to which the ambulance arrived in a timely manner	93.86	90.90	91.72	90.86	93.85	91.81	92.04
Cleanliness of the ambulance	96.01	93.92	93.87	94.44	95.27	95.29	95.37
Comfort of the ride	89.74	86.55	85.69	86.87	90.66	90.99	88.25
Skill of the person driving the ambulance	94.49	93.69	93.12	92.82	94.56	94.21	95.24
Care shown by the medics who arrived with the ambulance	95.62	94.99	94.88	93.73	93.57	94.34	95.83
Degree to which the medics took your problem seriously	95.54	94.80	94.29	93.69	93.69	93.61	95.37
Degree to which the medics listened to you and/or your family	94.48	93.72	94.02	93.33	93.16	93.19	95.09
Skill of the medics	93.43	94.70	94.75	94.04	94.19	94.45	96.06
Extent to which the medics kept you informed about your	90.25	93.38	92.47	91.81	93.54	93.02	94.31
Extent to which medics included you in the treatment decisions (if	93.63	92.37	91.09	90.98	93.02	93.76	92.22
Degree to which the medics relieved your pain or discomfort	91.27	90.60	91.12	90.04	89.82	90.57	91.76
Medics' concern for your privacy	93.76	92.86	92.22	92.98	92.91	96.22	94.17
Extent to which medics cared for you as a person	96.17	94.05	93.44	94.15	93.74	95.98	95.29
Professionalism of the staff in our billing office	82.11	90.36	90.06	86.51	87.30	88.56	93.18
Willingness of the staff in our billing office to address your needs	83.35	89.63	90.01	87.63	88.08	88.59	93.27
How well did our staff work together to care for you	92.90	93.70	92.87	92.69	92.49	95.00	93.50
Extent to which our staff eased your entry into the medical facility	94.22	93.93	93.40	93.02	92.88	93.60	93.82
Appropriateness of Emergency Medical Transportation treatment	93.87	94.00	93.46	92.48	93.76	93.17	94.14
Extent to which the services received were worth the fees charged	89.74	89.89	88.58	89.59	87.98	86.56	88.70
Overall rating of the care provided by our Emergency Medical	94.21	94.27	93.49	93.41	93.13	94.11	94.76
Likelihood of recommending this ambulance service to others	94.34	94.06	93.33	93.16	92.44	91.72	93.57
Overall score	92.99	92.92	92.47	92.07	92.84	93.13	93.84
National Rank	54	57	61	66	59	51	34
Comparable Size (Large) Company Rank	10	11	13	16	12	8	4



Benchmark Comparison

	Your Company	Total DB	Similar Sized	Michigan	MHR	CAAS
Helpfulness of the person you called for ambulance service	91.68	93.58	93.40	92.79	92.93	93.70
Concern shown by the person you called for ambulance service	92.44	93.25	93.21	92.69	92.74	93.31
Extent to which you were told what to do until the ambulance	92.57	92.61	92.45	91.73	91.99	92.62
Extent to which the ambulance arrived in a timely manner	93.86	92.90	92.41	91.48	91.38	92.83
Cleanliness of the ambulance	96.01	95.00	94.79	94.34	94.32	95.21
Comfort of the ride	89.74	88.46	88.29	87.22	87.02	88.39
Skill of the person driving the ambulance	94.49	94.24	94.01	93.44	93.42	94.34
Care shown by the medics who arrived with the ambulance	95.62	94.81	94.60	94.69	94.63	94.96
Degree to which the medics took your problem seriously	95.54	94.76	94.46	94.22	94.35	94.89
Degree to which the medics listened to you and/or your family	94.48	94.39	94.12	93.74	93.71	94.44
Skill of the medics	93.43	94.87	94.65	94.43	94.43	94.97
Extent to which the medics kept you informed about your	90.25	93.35	93.04	92.58	92.51	93.49
Extent to which medics included you in the treatment decisions	93.63	93.08	92.59	91.99	91.92	93.11
Degree to which the medics relieved your pain or discomfort	91.27	91.37	90.80	90.70	90.63	91.37
Medics' concern for your privacy	93.76	93.95	93.60	93.06	93.08	93.98
Extent to which medics cared for you as a person	96.17	94.60	94.27	94.24	94.24	94.72
Professionalism of the staff in our billing office	82.11	89.05	88.63	88.59	88.45	88.94
Willingness of the staff in our billing office to address your	83.35	89.29	88.92	88.80	88.63	89.27
How well did our staff work together to care for you	92.90	93.98	93.44	93.34	93.29	94.05
Extent to which our staff eased your entry into the medical	94.22	93.91	93.69	93.65	93.55	94.04
Appropriateness of Emergency Medical Transportation treatment	93.87	93.86	93.73	93.43	93.40	94.02
Extent to which the services received were worth the fees	89.74	89.48	89.19	89.06	89.21	89.78
Overall rating of the care provided by our Emergency Medical	94.21	94.26	93.97	93.84	93.84	94.39
Likelihood of recommending this ambulance service to others	94.34	93.80	93.61	93.36	93.48	94.01
Number of Surveys for the period	129					
Overall Score	92.99	93.04	92.74	92.39	92.38	93.12



Cumulative Comparisons

This section lists a synopsis of the information about your individual questions and overall scores over the entire lifetime of the dataset. The first column shows the company score and the second column details the total database score.

	Your Score	Total DB
Overall Facility Rating	92.49	92.24
Dispatch	92.03	92.03
Helpfulness of the person you called for ambulance service	92.91	92.68
Concern shown by the person you called for ambulance service	92.66	92.44
Extent to which you were told what to do until the ambulance	90.52	90.98
Ambulance	92.17	91.87
Extent to which the ambulance arrived in a timely manner	92.92	92.07
Cleanliness of the ambulance	93.97	94.32
Comfort of the ride	87.88	87.43
Skill of the person driving the ambulance	93.91	93.66
Medic	93.39	93.2
Care shown by the medics who arrived with the ambulance	94.49	94.21
Degree to which the medics took your problem seriously	94.45	94.13
Degree to which the medics listened to you and/or your family	94.01	93.82
Skill of the medics	94.31	94.22
Extent to which the medics kept you informed about your treatment	92.53	92.42
Extent to which medics included you in the treatment decisions (if	92.24	92.20
Degree to which the medics relieved your pain or discomfort	90.95	90.50
Medics' concern for your privacy	93.19	93.19
Extent to which medics cared for you as a person	94.33	94.10
Billing Staff Assessment	89.26	88.61


Cumulative Comparisons (Continued)

	Your Score	Total DB
Overall Facility Rating	92.49	92.24
Billing Staff Assessment	89.26	88.61
Professionalism of the staff in our billing office	89.22	88.57
Willingness of the staff in our billing office to address your needs	89.31	88.65
Overall Assessment	92.66	92.36
How well did our staff work together to care for you	93.48	93.34
Extent to which our staff eased your entry into the medical facility	93.73	93.50
Appropriateness of Emergency Medical Transportation treatment	93.44	93.26
Extent to which the services received were worth the fees charged	88.36	87.63
Overall rating of the care provided by our Emergency Medical	93.65	93.42
Likelihood of recommending this ambulance service to others	93.28	93.04



Top Box Comparisons

The Top Box Analysis displays the number of responses for the entire survey by question and rating. The Top Box itself shows the percentage of "Very Good" responses, the highest rating, for each question. Next to the company rating is the entire EMS DB rating for those same questions.

	Very Poor	Poor	Fair	Good	Very Good	Company % Very Good	EMS DB % Very Good
Overall Company Rating	25	13	54	461	1970	78.08%	78.38%
Dispatch	5	2	6	63	248	76.54%	77.72%
Helpfulness of the person you called for ambulance service	2	1	2	22	84	75.68%	79.02%
Concern shown by the person you called for ambulance service	1	1	2	22	83	76.15%	77.84%
Extent to which you were told what to do until the ambulance arrived	2	0	2	19	81	77.88%	76.30%
Ambulance	1	3	12	86	374	78.57%	76.53%
Extent to which the ambulance arrived in a timely manner	1	0	3	20	98	80.33%	77.18%
Cleanliness of the ambulance	0	1	1	14	103	86.55%	82.25%
Comfort of the ride	0	1	6	33	77	65.81%	66.27%
Skill of the person driving the ambulance	0	1	2	19	96	81.36%	80.41%
Medic	10	2	18	162	795	80.55%	81.54%
Care shown by the medics who arrived with the ambulance	1	0	0	16	97	85.09%	83.56%
Degree to which the medics took your problem seriously	1	0	1	14	96	85.71%	84.48%
Degree to which the medics listened to you and/or your family	1	0	2	17	93	82.30%	83.31%
Skill of the medics	1	0	3	20	90	78.95%	83.86%
Extent to which the medics kept you informed about your treatment	3	2	1	23	81	73.64%	79.77%


Top Box Comparisons (Continued)

	Very Poor	Poor	Fair	Good	Very Good	Company % Very Good	EMS DB % Very Good
Overall Company Rating	25	13	54	461	1970	78.08%	78.38%
Extent to which medics included you in the treatment decisions (if applicable)	1	0	2	17	78	79.59%	79.30%
Degree to which the medics relieved your pain or discomfort	1	0	6	20	76	73.79%	75.44%
Medics' concern for your privacy	1	0	1	22	88	78.57%	80.22%
Extent to which medics cared for you as a person	0	0	2	13	96	86.49%	83.93%
Billing Staff Assessment	3	3	5	39	51	50.50%	65.66%
Professionalism of the staff in our billing office	2	1	4	19	27	50.94%	65.15%
Willingness of the staff in our billing office to address your needs	1	2	1	20	24	50.00%	66.18%
Overall Assessment	6	3	13	111	502	79.06%	79.44%
How well did our staff work together to care for you	1	1	2	20	85	77.98%	80.67%
Extent to which our staff eased your entry into the medical facility	1	0	1	19	87	80.56%	80.22%
Appropriateness of Emergency Medical Transportation treatment	1	1	1	18	89	80.91%	80.80%
Extent to which the services received were worth the fees charged	2	0	7	15	66	73.33%	71.06%
Overall rating of the care provided by our Emergency Medical Transportation service	1	0	1	20	90	80.36%	82.15%
Likelihood of recommending this ambulance service to others	0	1	1	19	85	80.19%	81.74%



Monthly Division Comparison

	Overall Company	Clinton
Total Score	92.49	93.34
Helpfulness of the person you called for ambulance service	91.68	94.44
Concern shown by the person you called for ambulance service	92.44	94.44
Extent to which you were told what to do until the ambulance	92.57	94.44
Extent to which the ambulance arrived in a timely manner	93.86	93.75
Cleanliness of the ambulance	96.01	93.75
Comfort of the ride	89.74	90.63
Skill of the person driving the ambulance	94.49	87.50
Care shown by the medics who arrived with the ambulance	95.62	91.67
Degree to which the medics took your problem seriously	95.54	96.88
Degree to which the medics listened to you and/or your family	94.48	96.88
Skill of the medics	93.43	91.67
Extent to which the medics kept you informed about your	90.25	91.67
Extent to which medics included you in the treatment decisions	93.63	94.44
Degree to which the medics relieved your pain or discomfort	91.27	91.67
Medics' concern for your privacy	93.76	94.44
Extent to which medics cared for you as a person	96.17	97.22
Number of Survey Responses	129	9



Monthly Division Comparison

	Overall Company	Clinton
Total Score	92.49	93.34
Professionalism of the staff in our billing office	82.11	87.50
Willingness of the staff in our billing office to address your	83.35	87.50
How well did our staff work together to care for you	92.90	93.75
Extent to which our staff eased your entry into the medical	94.22	93.75
Appropriateness of Emergency Medical Transportation treatment	93.87	96.43
Extent to which the services received were worth the fees	89.74	95.00
Overall rating of the care provided by our Emergency Medical	94.21	90.63
Likelihood of recommending this ambulance service to others	94.34	100.00
Number of Survey Responses	129	9